

GLASS SHAPING & EDGEWORK

Operations carried-out on glass to shape it or to pierce it to allow fastener installation.


APPLICATIONS

- Glass doors
- Building guards and railings
- Glass partitions
- Arena glass
- Commercial showcases
- Furniture glass

EDGEWORK

There are several edgework types. Unless otherwise specified glass is supplied with seamed edges, which allows safe handling.

Below are other available edgeworks:



* Bevel widths vary according to glass thickness. For assistance, please [contact](#) our technical team.

RECOMMENDATIONS

Size and hole positioning for tempered glass according to ASTM C-1048

Information on limitations per GLASS ASSOCIATION NORTH AMERICA (GANA)

1 Hole position

- a For all glass thicknesses, the minimum distance from the edge of the hole to the nearest edge of the glass must be the greatest between (see Table 1)
 - i 6 mm
 - and
 - ii twice the glass thickness

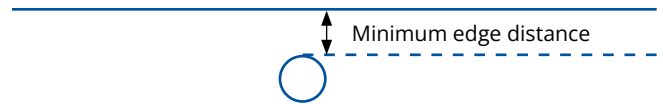


Table 1

THICKNESS	MINIMAL DISTANCE
3.3 mm	7mm ou 1/4"
4 mm	8mm ou 5/16"
5 mm	10 mm ou 3/8"
6 mm	12mm ou 1/2"
10 mm	20mm ou 13/16"
12 mm	24mm ou 1"
15 mm	30mm ou 1 3/16"
19 mm	38mm ou 1 1/2"

GLASS SHAPING & EDGEWORK

Operations carried-out on glass to shape it or to pierce it to allow fastener installation.

- b The minimum distance from the edge of the hole to a corner of the glass must be 6.5 times the thickness of the glass when the corner is 90 degrees and more.

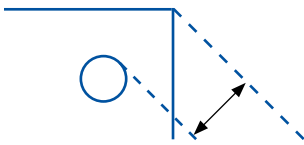


Table 2

THICKNESS	MINIMAL DISTANCE
3.3 mm	21,5mm ou 7/8"
4 mm	26mm ou 1"
5 mm	32,5mm ou 1 1/4"
6 mm	39mm ou 1 1/2"
8 mm	52mm ou 2"
10 mm	65mm ou 2 9/16"
12 mm	78mm ou 3"
15 mm	97,5mm ou 3 7/8"
19 mm	123,5mm ou 4 7/8"

2 Minimum distance between holes

For all glass thicknesses, the minimum distance between holes is the greatest distance between:

- i 10 mm
- and
- ii Twice the glass thickness



3 Dimension of round holes

For all glass thicknesses, the minimum distance between holes is the greatest distance between:

- i 6,4 mm
- and
- ii glass thickness

Tableau 3


THICKNESS	MINIMUM DIAMETER
3.3 mm	6.4 mm (7mm drill bit)
4 mm	6.4 mm (7mm drill bit)
5 mm	6.4 mm (7mm drill bit)
6 mm	6.4 mm (7mm drill bit)
8 mm	8 mm
10 mm	10 mm
12 mm	12 mm
15 mm	15 mm
19 mm	19 mm

GLASS SHAPING & EDGEWORK

Operations carried-out on glass to shape it or to pierce it to allow fastener installation.

NOTCHES

It is possible to make notches, document cutaway, holes that are not round. All these openings must have rounded corners with a radius equal to or greater than the glass thickness.



STANDARDS

Glass

ASTM C1036-16 Standard de specification for flat glass

CAN/CGSB 12.3 M91 (R2017) Standard Canadian - Clear float

Tempered glass

CGSB-12.1-2017 Safety glazing

ASTM C1048 Heat treated flat glass

ANSI-Z97.1-2015, National American Standard for Safety Glazing used in buildings

16CFR 1201 II, Safety Standard for Architectural Glazing Materials.